




IDB-60



IDB-35



AUIDB

# IDB Series Electric Clean Water Pump

## APPLICATION

- These pumps with peripheral impeller are able to offer high pressure in relation to comparatively low powers and which have particularly steady operating curves.
- For the correct functioning of the pump, use to pump clean water, or non-aggressive liquids only, without sand or other solid impurities.
- They are qualified in domestic fitting, to increase the system pressure in aqueducts and for automatic water distribution by autoclave tanks and by hydrosphere units.

## OPERATING CONDITIONS

- Liquid temperature up to 60°C
- Ambient temperature up to 40°C
- Total suction lift up to 9m
- Continuous duty

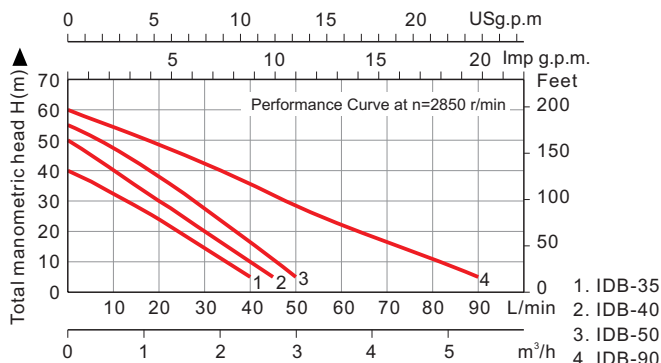
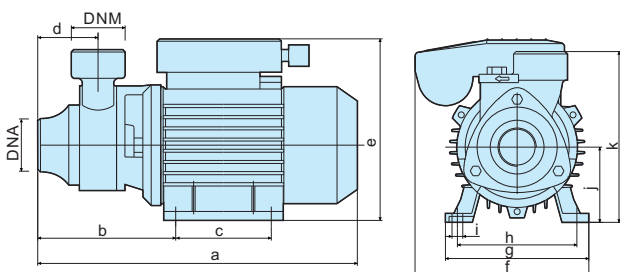
## CONSTRUCT

### PUMP

Pump Body: Cast Iron  
Impeller: Brass  
Mechanical Seal: Carbon / Ceramic / Stainless Steel

### MOTOR

Single Phase  
Heavy Duty Continuous Work  
Motor Housing: Aluminum  
Shaft: Carbon Steel / Stainless Steel  
Insulation: Class B / Class F  
Protection: IP44 / IP54  
Cooling: External Ventilation



## TECHNICAL DATA (220-240V/50Hz)

Model	Single-phase Motor			n=2850r/min			Q	H meter													
	Input max kW	Output Power		Current	Q.max	H.max			Suct.max												
		kW	HP	A	L/min	m	m														
IDB-35	0.55	0.37	0.50	2.5	40	40	9	US g.p.m	0	1.32	2.64	4	5.28	6.61	7.93	9.25	10.6	12	13	18	23.8
IDB-40	0.75	0.55	0.75	3.8	45	50		Imp g.p.m	0	1.1	2.2	3.3	4.4	5.5	6.6	7.7	8.8	9.9	11	15	19.8
IDB-50	1.10	0.80	1.00	5.2	50	55		m³/h	0	0.3	0.6	0.9	1.2	1.5	1.8	2.1	2.4	2.7	3	4.2	5.4
IDB-60	1.50	1.10	1.50	7.0	90	60		L/min	0	5	10	15	20	25	30	35	40	45	50	70	90
									40	36.5	32.5	29	24	19.5	15	10	5				
									50	46	41	36	30.5	25	20	15	9.8	5			
									55	52	48	43	39	33	28	22	17	11	5		
									60	57	54	52	48	45.3	42	38.5	35	32	28	17	5

Other voltages and frequencies available on request.

## OVERALL & INSTALLATION DIMENSIONS

Model	DIMENSIONS (mm)																PACKAGE DIMENSIONS & G.W.				
	DNA		DNM		a	b	c	d	e	f	g	h	i	j	k	l	m	A	B	H	kg
	Inch	mm	Inch	mm																	
IDB-35	1"	25	1"	25	262	115	80	50	155	142	118	100	10	63	143	--	--	285	150	185	5.4
IDB-40	1"	25	1"	25	305	120	90	55	176	155	136	112	10	71	152	--	--	335	180	200	9.6
IDB-50	1.5"	40	1.5"	40	305	120	90	55	176	155	136	112	10	71	152	--	--	335	180	200	10.2
IDB-60	1.5"	40	1.5"	40	380	138	100	68	182	180	162	130	10	80	156	--	--	425	200	225	22.0

